

Daymap Parent Information



Daymap

Connecting the School Community

Wardens Senior College

our pathway to success

Daymap + Teams



Daymap

- Attendance
- Progressive Reporting ('summative' tasks and comments)
- Term Reports
- "Daymap Companion" App is available and recommended.
- Access through web browser also possible.
- "Preferred Names" throughout

Microsoft Teams

- Learning materials (many subjects)



Parent Contacts



Student Age and Access to Daymap

- Student under 18 at beginning of lessons that year – parents are on Daymap
- Student over 18 at beginning of lessons – no parents on Daymap without “PEI”
 - “Permission for Exchange of Information”
 - PEI Forms available at Student Services, and at this event

Daymap Parent Account, Absences



Daymap Parent Account

- Use the email provided to the school as your username for the parent account
- Parents with the same email in our system will have a single account

Absences

- Parents (or students, if aged 18 or over at beginning of classes this year) please notify reasons for any absences asap via:
 - Email absence@msc.sa.edu.au or
 - SMS name and reason to 0419 941 945
- Text message sent to all parent contacts and student after each lesson marked Unexplained absent, requesting to contact the college re absence.



Timetable

These lessons may appear on the student's timetable in the first period, “OFL – Offline”. Face-to-face attendance is not required.

Mentoring lesson

- Your student may have a "MENTOR" lesson showing for Friday before school.
- On the timetable to help students easily know who their mentor teacher is.

Other unscheduled classes

- Usually appear Monday or Tuesday in “OFL”
- E.g. Workplace Practices for Athletes (online), Self-Directed Community Learning.
- If the student has engaged with their teacher in online learning during that week, they will be marked 'present'.

Access Your Account

1

The screenshot shows the Marden Senior College website. The main heading reads "MARDEN SENIOR COLLEGE YOUR PATHWAY TO SUCCESS". A yellow box highlights the hamburger menu icon in the top right corner, with a yellow arrow pointing to a dropdown menu. The dropdown menu contains the following items: "Enrol With Us", "Book A Tour", "Students", "Parents/Carers" (highlighted with a yellow box), "Staff", and "Contact Us".

Companion App:
Apple Device



Daymap Connect

Daymap Connect is an extension of the Daymap Learning Management System. It is a Parent Portal and combines communication and student management, providing parents with access to key school and student information on their student's learning behaviour, progress and performance.

Daymap Connect

Daymap Connect Help Guides

PDF Guide

Video Guide

Parent Session
PowerPoint

Contact IT Support

Companion App:
Android Device



Daymap Companion App



First Time Login Steps

- 1. Open Daymap Companion app**
- 2. Search for Marden Senior College**
- 3. Login using the email address you provided the school and your password**
- 4. If you have not set a password follow the Reset Password Steps**
- 5. You may be requested to allow Daymap to send you notifications, this will be required if you wish to receive push notifications when you receive communication from the school.**


Daymap Companion App



Reset Password Steps

1. Follow Login Steps to get to the login page
2. Click on the **Forgot your password?** Link under the Sign In button
3. Enter the email address you provided the school
4. Open your email Inbox and open the Daymap Password Reset email
5. Click on the link in the email, enter a password and click the Set Password button
6. Enter your email and new password to login

A screenshot of the Marden Senior College login page. At the top is the college logo with the tagline "your pathway to success". Below the logo is the text "Marden Senior College". A link "Staff and Students click here for Daymap" is visible. There are two input fields: "Username" and "Password". A blue "Sign In" button is below the fields. At the bottom, a red box highlights the link "Forgot your password?", and below it is the link "Can't access your account?".

 **mardenseniiorcollege**
your pathway to success

Marden Senior College

[Staff and Students click here for Daymap](#)

Username

Password

[Sign In](#)

[Forgot your password?](#)

[Can't access your account?](#)

Support



Email: MSC.Helpdesk981@schools.sa.edu.au

In person: IT Services window in the canteen

Hours: Monday–Friday: 8:00am–4:00pm


Extended hours Wednesdays: 8:00am–6:00pm during night classes


***Daymap Companion App
demonstrated live in Parent
Information Session.***

***Following slides show Daymap
Connect navigation and can be
used in case of technical issues
in Parent Information Session.***

My Students
Click/Tap your child's name below to view their profile.

TEST STUDENT1

 **100** Attendance % (4 wks)
0 Unapproved Absence % (4wks)


 Absence Notification

Recent Messages
You have no recent messages

Upcoming Events
You have no upcoming events

[Privacy Policy](#)

Tap to view
your student's
information



Home Screen

The Home Screen displays student performance metrics and a list of tasks. At the top, there are navigation icons and a header for 'TEST STUDENT1'. Below this, two progress bars show 'Attendance % (4 wks)' at 100% and 'Unapproved Absence % (4wks)' at 0%. The 'Student Activity' section indicates no recent activity. The 'Tasks and Homework' section lists two tasks: a 'Formative' task with published results and a 'Test task' with work received.

TEST STUDENT1

100 Attendance % (4 wks) 0 Unapproved Absence % (4wks)

Student Activity

No recent student activity has been recorded

Tasks and Homework

Formative ... STAGE 1 GENERAL MATHEMATICS A (1MGMSX31)

Formative: Measuring Lengths and Perimeter

Results published Set on Thu 8 Feb Due on Thu 8 Feb

Grade: Working above the standard
Mark: 4 / 5
Comments: Test comment.

Formative ... STAGE 1 GENERAL MATHEMATICS A (1MGMSX31)

Test task

Work received Set on Sat 17 Feb Due on Wed 21 Feb

If task results are not published – view due date, any uploaded work.

Task is now published – Grade / Mark / Comment now visible.

Tap to see more details on a task

This detailed view shows a 'Test task' for 'TEST STUDENT1, 999901' in 'STAGE 1 GENERAL MATHEMATICS A'. It is graded and marked out of 10 by Chris Martin. The task was set on 17/02/2024 and is due on 21/02/2024. Under 'My Work', there is a link to 'DaymapConnectInstructions (3).pdf' and a 'View Feedback' button.

Test task

TEST STUDENT1, 999901

STAGE 1 GENERAL MATHEMATICS A

Graded and Marked out of 10 CHRIS MARTIN

Set on 17/02/2024 9:00 AM
Due on 21/02/2024 9:00 AM

My Work

[DaymapConnectInstructions \(3\).pdf](#) [View Feedback](#)

This detailed view shows the same 'Test task' but with results. The grade is 'A' and the mark is '10 / 10'. A comment at the bottom reads 'Excellent instructions for connecting to Daymap.'.

Test task

TEST STUDENT1, 999901

STAGE 1 GENERAL MATHEMATICS A

Graded and Marked out of 10 CHRIS MARTIN

Set on 17/02/2024 9:00 AM
Due on 21/02/2024 9:00 AM

My Work

[DaymapConnectInstructions \(3\).pdf](#) [View Feedback](#)

Grade: **A**

Mark: **10 / 10**

Excellent instructions for connecting to Daymap.

This Week

Tap Options ☰

This Week

TEST STUDENT1

- Alerts
- Calendars
- Help Centre
- Home
- Calendar
- This Week
- Attendance
- Assessment
- Student Documents
- Reports

Lesson Attendance

List of Tasks follows below

TEST STUDENT1

100 Attendance % (4 wks) 0 Unapproved Absence % (4wks)

Week starting on: 18/02/2024

Time	Mon	Tue	Wed	Thu	Fri
Mentoring					
Before School					
Lesson 1			✓ STAGE 1 GENERAL MATHEMATICS A		
Recess					
Lesson 2					
Early Lunch					
Late Lunch					
Lesson 3					
After School					
Evening Class					

Symbols:

- ✓ Marked as present
- ✗ Marked as absent, approved
- ✗ Marked as absent, unapproved
- ⌚ Marked as late
- ⊖ Roll has not been marked

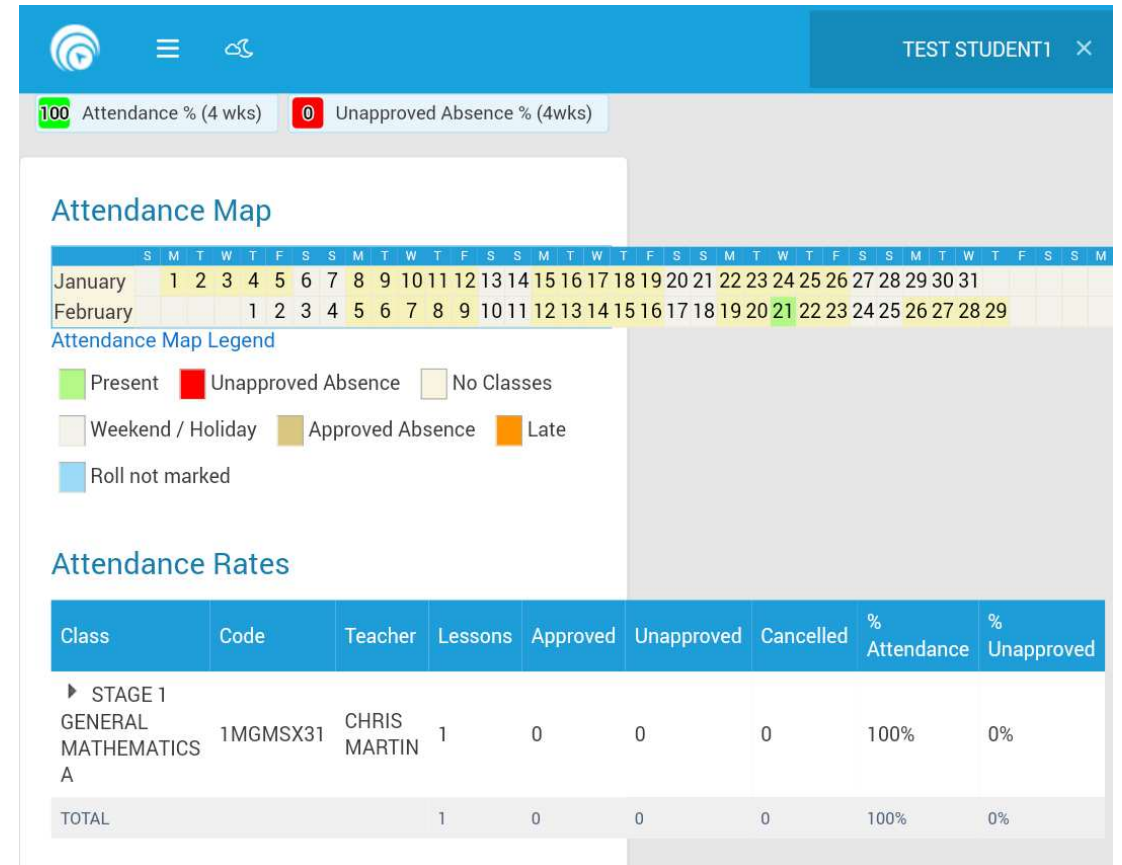
Attendance

Tap Options ☰

- Alerts
- Calendars
- Help Centre
- Home
- Calendar
- This Week
- Attendance
- Assessment
- Student Documents
- Reports

Attendance

Shows whole year and rates per class



Assessment

Tap Options ☰

- Alerts
- Calendars
- Help Centre
- Home
- Calendar
- This Week
- Attendance
- Assessment
- Student Documents
- Reports

Assessment

Education Progress Report

Summary for 2024

Progress Current Schedule Outline

STAGE 1 GENERAL MATHEMATICS A

Task	Due	Weighting	Results	
Formative: Measuring Lengths and Perimeter	8 Feb	0	4 / 5	Work above stand
Test task	21 Feb	20	10 / 10	A

Privacy Policy

Published tasks and Progress (not Final) grade for each subject

Assessment

To view a table with all comments

Education Progress Report

Summary for 2024

Progress

Current

Schedule

Outline

STAGE 1 GENERAL MATHEMATICS A

Task	Due	Weighting	Results	
Formative: Measuring Lengths and Perimeter	8 Feb	0	4 / 5	Work above stand
Test task	21 Feb	20	10 / 10	A

Privacy Policy

Apply Cancel

Results View

Summary

List

Tabular

2024

All Gradebook Tasks

All published tasks and comments.

GPA is not accurate – Weighted total is.

Progress

All Gradebook Tasks 2024

Progress

Current

Schedule

Outline

STAGE 1 GENERAL MATHEMATICS A (1MGMSX31)

Task	Type	Weighting	Grade
Formative: Measuring Lengths and Perimeter	Formative Task	0	Working above the standa
Test task	Formative Task	20	A

Test comment.

Excellent instructions for connecting to Daymap.

Weighted total for 1MGMS

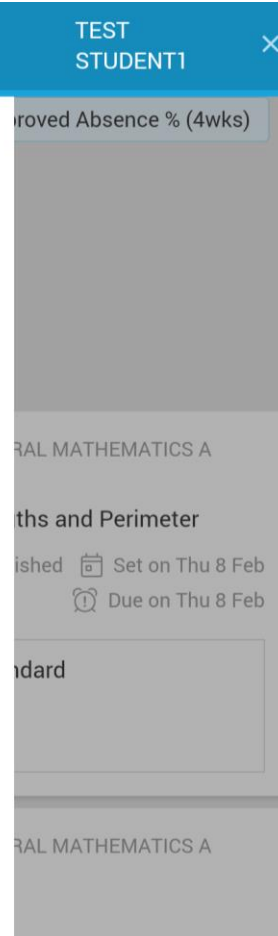
GPA for 1MG

Reports

Tap Options ☰

- Alerts
- Calendars
- Help Centre
- Home
- Calendar
- This Week
- Attendance
- Assessment
- Student Documents
- Reports

Assessment



Reports with Grades and Indicators are published at the end of each Term and available here (except Term 4 for Stage 2 subjects)

Home Screen

From the Home Screen, you have additional options...

The Home Screen features a blue header with a logo, a menu icon, and a refresh icon. Below the header, there are sections for 'My Students', 'Recent Messages', and 'Upcoming Events'. The 'My Students' section includes a student profile for 'TEST STUDENT1' with attendance and absence statistics, and an 'Absence Notification' button. The 'Recent Messages' and 'Upcoming Events' sections both indicate that there are no messages or events. A 'Privacy Policy' link is located at the bottom of the 'Upcoming Events' section.

Tap Options ☰

My Account →

The 'Tap Options' menu is displayed over the Home Screen. It includes a blue header with a logo, a close icon, and a refresh icon. The menu items are: Alerts (bell icon), Calendars (calendar icon), Help Centre (question mark icon), Home (house icon), My Messages (message icon), My Calendar (calendar icon), Bulletins (bulletin board icon), Newsletters (people icon), Parent Notices (house with person icon), and My Account (person icon). The 'My Account' option is highlighted with a yellow arrow pointing to it from the 'My Account' label in the previous block.

Here you can check that we have your correct contact details. Contact info@msc.sa.edu.au or 8366 2800 to advise any changes.



My Details

If any of the below details are incorrect or out of date, please report to School Administration

First Name:

Surname:

Title:

Home Phone:

Mobile:

Business Phone:

Email:

Address

Town:

Post Code:

State:

Country: .

The image features a dense field of 3D-rendered question marks. Most are dark grey and recede into the background, creating a sense of depth. In the center, one question mark is highlighted in a bright yellow color, standing out prominently. The text "Any questions?" is overlaid in white, centered horizontally and partially overlapping the yellow question mark.

Any questions?